

**Adult Pre-Arrest Diversion (APAD)
Annual Statistical Report (ALL AGENCIES)
January 1, 2024 - December 31, 2024**



**Pinellas County Sheriff's Office
Sheriff Bob Gualtieri**

TABLE OF CONTENTS

1. DEFINITIONS
2. OVERVIEW OF AGENCY ACTIVITY
3. PARTICIPANT HOME ADDRESS / ZIP CODE
4. RACE SCREENED CANDIDATES
5. GENDER SCREENED CANDIDATES
6. ELIGIBLE OFFENSES
7. LAW ENFORCEMENT ACTIVITY BY OFFENSE
8. REFERRAL BY OFFENSE
9. ARREST BY OFFENSE
10. NOTICE TO APPEAR BY OFFENSE
11. REASONS FOR INELIGIBILITY
12. COMMUNITY SERVICE HOURS
13. RESTITUTION
14. SUCCESSFUL PROGRAM COMPLETIONS
15. UNSUCCESSFUL PROGRAM COMPLETIONS

DEFINITIONS

The following terms are utilized for the purposes of this report:

Accepted

Any person who meets all established criteria and is diverted for eligible offense(s).

Arrest

Any person charged with an eligible offense, transported to the Pinellas County Jail and screened by APAD staff during the pre-booking process.

Community Service

Program sanction that requires accepted participants to complete work at a verified 501(c)(3) not-for-profit organization.

Ineligible

Any person referred by law enforcement or screened by APAD staff whose criminal history does not allow for participation and/or meet the established program criteria.

Law Enforcement

Any Notice of Referral by certified law enforcement within Pinellas County.

Notice to Appear (NTA)

A written order issued by law enforcement in lieu of physical arrest requiring a person accused of violating the law to appear in a designated court. NTA's are intercepted and screened by APAD staff prior to case assignment.

Notice of Referral

In lieu of being arrested and transported to jail, an individual with an eligible offense(s) is provided a Notice of Referral by law enforcement with reporting instructions.

Permanently Ineligible

Any person who fails to complete any program requirement or otherwise does not meet program eligibility criteria.

Restitution

The financial act of re-payment for loss or damages.

Screened

A process by which a person with only an eligible offense(s) is considered for participation. This process includes a review of subject's prior criminal history, ties to the community as well as the person's willingness to participate.

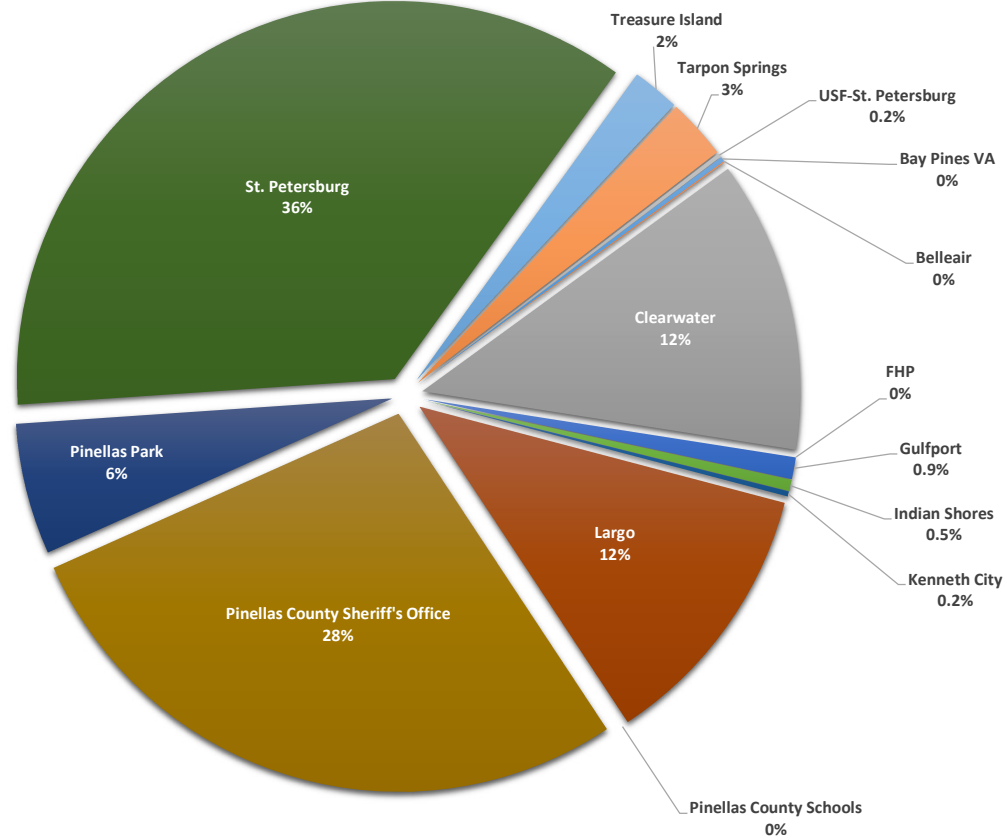
Successful Program Completion

Any accepted participant who completes all program requirements.

Unsuccessful Program Completion

Any accepted participant who is non-compliant with any program requirement and deemed permanently ineligible.

OVERVIEW OF ACTIVITY (ALL AGENCIES) JANUARY 1, 2024 - DECEMBER 31, 2024



This chart represents each agencies involvement to include Arrests, Notice of Referrals and Notice to Appears of the 2,282 screened candidates.

PARTICIPANT HOME ADDRESS / ZIP CODE (ALL AGENCIES)

PARTICIPANT HOME ADDRESS			
LOCATION	CITY	UNINCORPORATED	TOTAL
ST. PETERSBURG	156	22	178
CLEARWATER	67	17	84
LARGO	55	17	72
PINELLAS PARK	32	2	34
SEMINOLE	6	14	20
OLDSMAR	10	5	15
PALM HARBOR	N/A	15	15
TARPON SPRINGS	8	3	11
DUNEDIN	8	2	10
GULFPORT	5	0	5
SAFETY HARBOR	5	0	5
ST. PETE BEACH	3	0	3
BELLEAIR	2	0	2
KENNETH CITY	2	0	2
INDIAN ROCKS BEACH	1	0	1
NORTH REDINGTON BEACH	1	0	1
REDINGTON SHORES	1	0	1
SOUTH PASADENA	1	0	1
SUBTOTAL	363	97	460
OTHER*			86
TOTAL			546

Above totals indicate the location where accepted APAD participants reside

*Other includes: no address, listed as transient, or lives outside Pinellas

County where the address could not be validated by the geo-coding software. This data is for January 1, 2024 - December 31, 2024.

ZIP CODES					
ZIP CODE	COUNT	ZIP CODE	COUNT	ZIP CODE	COUNT
33756	31	33774	9	34695	4
33705	29	33778	9	33706	3
33712	28	33782	9	33761	2
33771	26	34698	9	33762	2
33713	24	34683	8	34685	2
33770	22	33704	7	33754	1
33710	20	33763	6	33758	1
33711	20	33777	6	33766	1
33755	20	34684	6	33767	1
33781	20	33701	5	33785	1
33714	15	33708	5	34645	1
34677	13	33716	5	34688	1
33760	12	33759	5	OTHER*	86
34689	11	33776	5	TOTAL	546
33702	10	33703	4		
33709	10	33765	4		
33764	10	33772	4		
33707	9	33773	4		

Above list ranks accepted APAD Participants by zip code volume.

RACE SCREENED CANDIDATES (ALL AGENCIES)

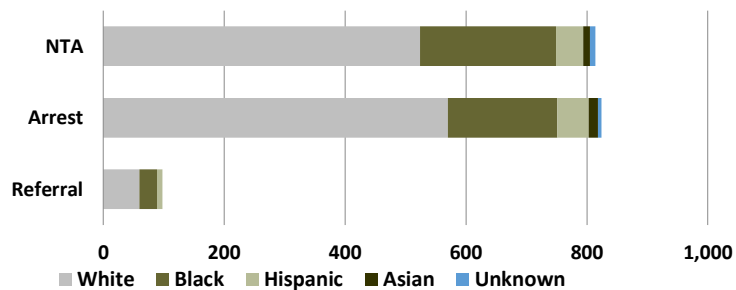
Ineligible

	Referral	Arrest	NTA	Total	
White	60	570	524	1,154	66%
Black	29	181	225	435	25%
Hispanic	9	52	45	106	6%
Asian	0	15	11	26	2%
Unknown	0	6	9	15	1%
Total	98	824	814	1,736	
	6%	47%	47%		100%

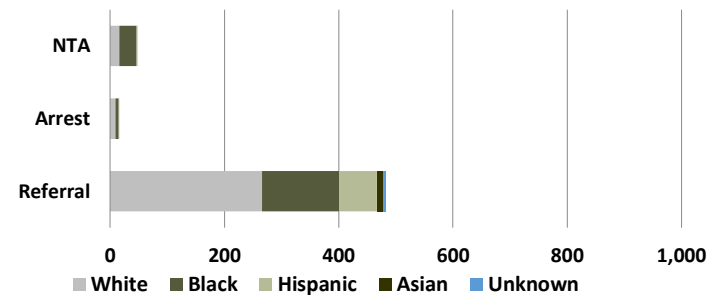
Total - 2,282

Accepted

	Referral	Arrest	NTA	Total	
White	266	9	16	291	53%
Black	135	6	30	171	31%
Hispanic	66	1	2	69	13%
Asian	11	0	0	11	2%
Unknown	4	0	0	4	1%
Total	482	16	48	546	
	88%	3%	9%		100%



76% of all screened were ineligible.



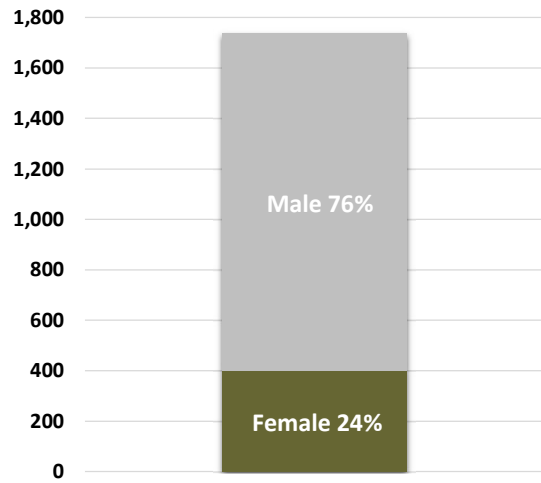
24% of all screened were accepted.

GENDER SCREENED CANDIDATES (ALL AGENCIES)

Ineligible

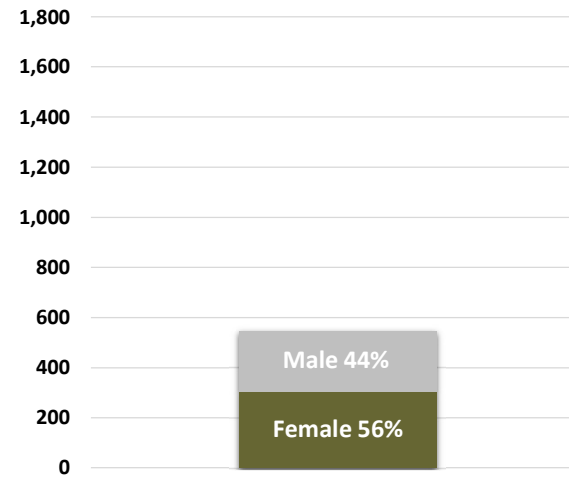
Female	Male	Total
410	1,326	1,736

Total - 2,282



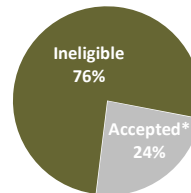
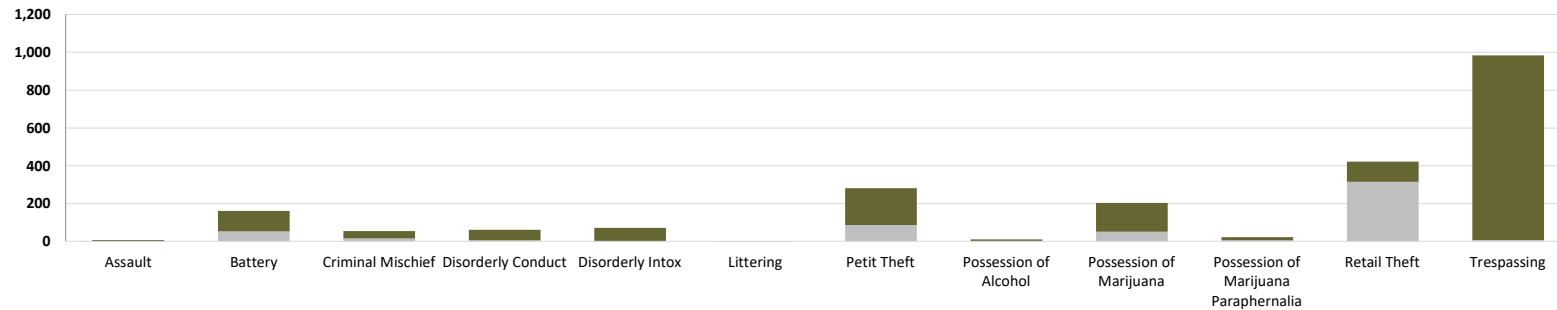
Accepted

Female	Male	Total
308	238	546



ELIGIBLE OFFENSES (ALL AGENCIES)

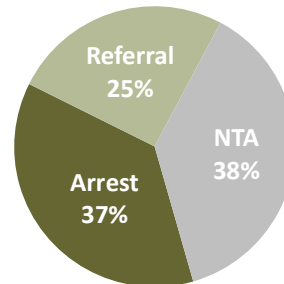
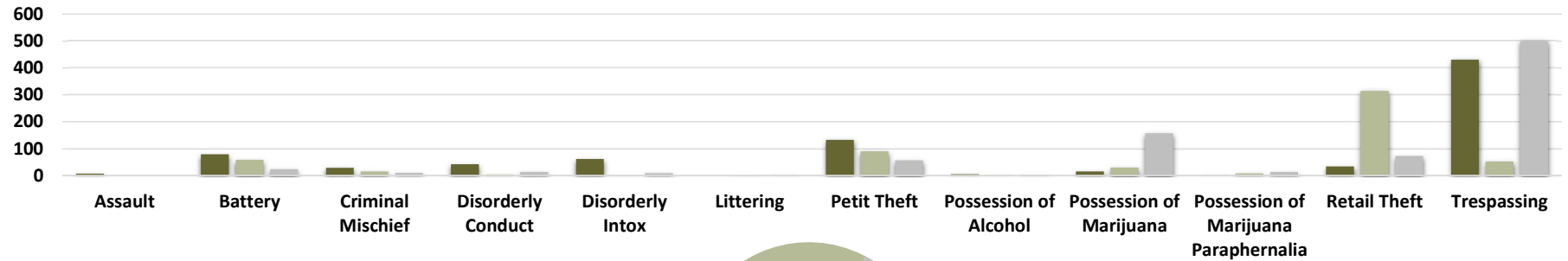
Offense	Ineligible		Accepted*		Total	
Assault	6	0.3%	1	0.2%	7	0.3%
Battery	109	6%	53	10%	162	7%
Criminal Mischief	39	2%	16	3%	55	2%
Disorderly Conduct	56	3%	5	1%	61	3%
Disorderly Intox	72	4%	0	0%	72	3%
Littering	3	0.2%	0	0%	3	0.1%
Petit Theft	194	11%	87	16%	281	12%
Possession of Alcohol	8	0.5%	2	0.4%	10	0.4%
Possession of Marijuana	151	9%	52	10%	203	9%
Possession of Marijuana Paraphernalia	16	1%	6	1%	22	1%
Retail Theft	106	6%	316	58%	422	18%
Trespassing	976	56%	8	1%	984	43%
Total	1,736	100%	546	100%	2,282	100%



*16 Total Participants on SECOND diversion: 9 Retail Theft, 5 Petit Theft, 1 Battery, 1 Disorderly Conduct

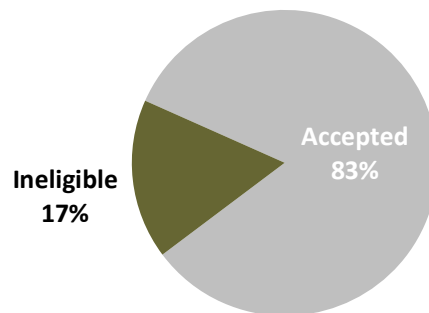
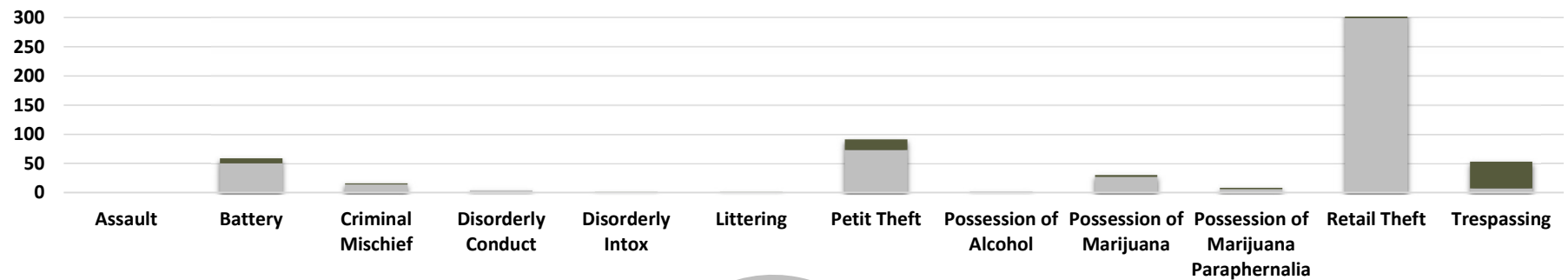
LAW ENFORCEMENT ACTIVITY BY OFFENSE (ALL AGENCIES)

	Assault	Battery	Criminal Mischief	Disorderly Conduct	Disorderly Intox	Littering	Petit Theft	Possession of Alcohol	Possession of Marijuana	Possession of Marijuana Paraphernalia	Retail Theft	Trespassing	Total	
Arrest	7	79	29	43	62	0	133	5	16	1	34	431	840	37%
Referral	0	59	16	4	1	1	91	2	30	8	315	53	580	25%
NTA	0	24	10	14	9	2	57	3	157	13	73	500	862	38%
Total	7	162	55	61	72	3	281	10	203	22	422	984	2,282	100%
	0.3%	7%	2%	3%	3%	0.1%	12%	0.4%	9%	1%	18%	43%		



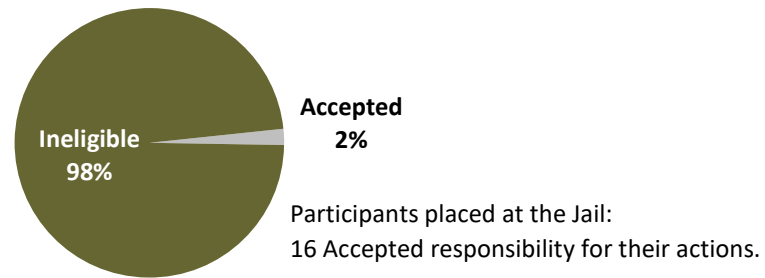
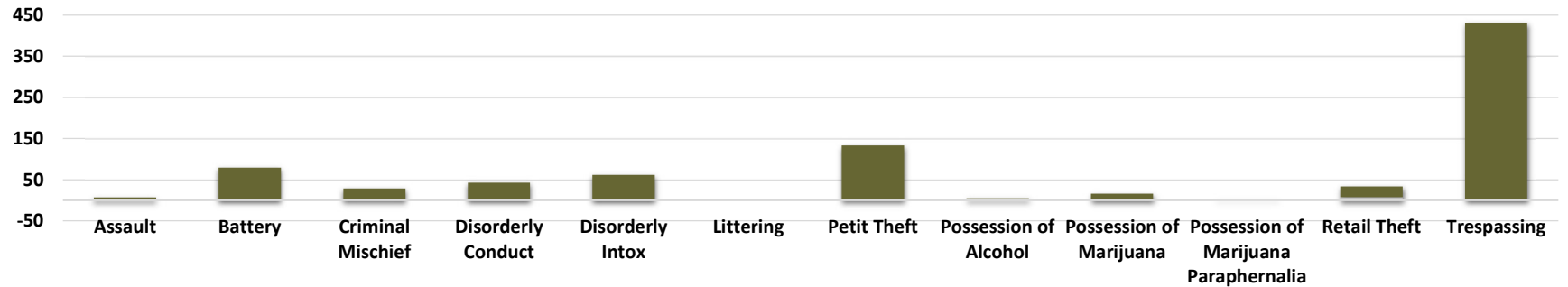
REFERRAL BY OFFENSE - LAW ENFORCEMENT (ALL AGENCIES)

	Assault	Battery	Criminal Mischief	Disorderly Conduct	Disorderly Intox	Littering	Petit Theft	Possession of Alcohol	Possession of Marijuana	Possession of Marijuana Paraphernalia	Retail Theft	Trespassing	Total	
Accepted	0	50	14	4	0	0	73	2	27	6	299	7	482	83%
Ineligible	0	9	2	0	1	1	18	0	3	2	16	46	98	17%
Total	0	59	16	4	1	1	91	2	30	8	315	53	580	100%
	0%	10%	3%	1%	0.2%	0.2%	16%	0.3%	5%	1%	54%	9%		



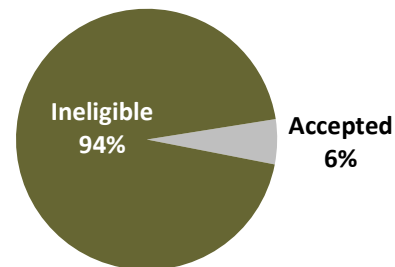
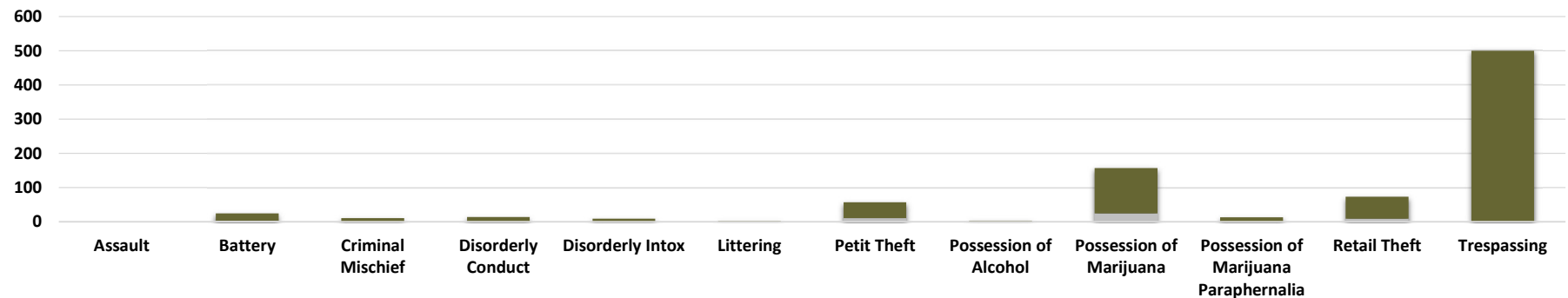
ARREST BY OFFENSE - APAD REVIEW PRE-BOOKING (ALL AGENCIES)

	Assault	Battery	Criminal Mischief	Disorderly Conduct	Disorderly Intox	Littering	Petit Theft	Possession of Alcohol	Possession of Marijuana	Possession of Marijuana Paraphernalia	Retail Theft	Trespassing	Total	
Accepted	1	0	2	0	0	0	4	0	1	0	8	0	16	2%
Ineligible	6	79	27	43	62	0	129	5	15	1	26	431	824	98%
Total	7 1%	79 10%	29 3%	43 5%	62 7%	0 0%	133 16%	5 1%	16 2%	1 0.1%	34 4%	431 51%	840	100%



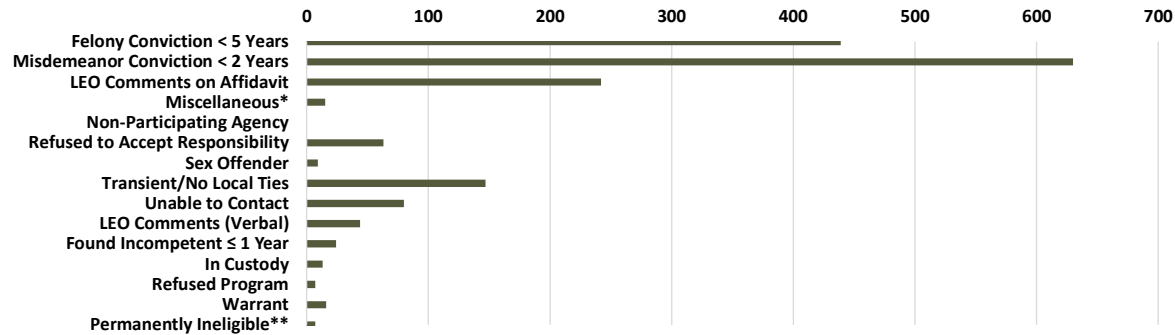
NOTICE TO APPEAR BY OFFENSE - APAD REVIEW PRE-CASE ASSIGNMENT (ALL AGENCIES)

	Assault	Battery	Criminal Mischief	Disorderly Conduct	Disorderly Intox	Littering	Petit Theft	Possession of Alcohol	Possession of Marijuana	Possession of Marijuana Paraphernalia	Retail Theft	Trespassing	Total	
Accepted	0	3	0	1	0	0	10	0	24	0	9	1	48	6%
Ineligible	0	21	10	13	9	2	47	3	133	13	64	499	814	94%
Total	0	24	10	14	9	2	57	3	157	13	73	500	862	100%
	0%	3%	1%	2%	1%	0.2%	7%	0.3%	18%	2%	8%	58%		



REASON FOR INELIGIBILITY DURING SCREENING (ALL AGENCIES)

REASON FOR INELIGIBILITY	TOTAL	
Felony Conviction < 5 Years	439	25%
Misdemeanor Conviction < 2 Years	630	36%
LEO Comments on Affidavit	242	14%
Miscellaneous*	15	1%
Non-Participating Agency	0	0%
Refused to Accept Responsibility	63	4%
Sex Offender	9	1%
Transient/No Local Ties	147	8%
Unable to Contact	80	5%
LEO Comments (Verbal)	44	3%
Found Incompetent ≤ 1 Year	24	1%
In Custody	13	1%
Refused Program	7	0.4%
Warrant	16	1%
Permanently Ineligible**	7	0.4%
Total	1,736	100%

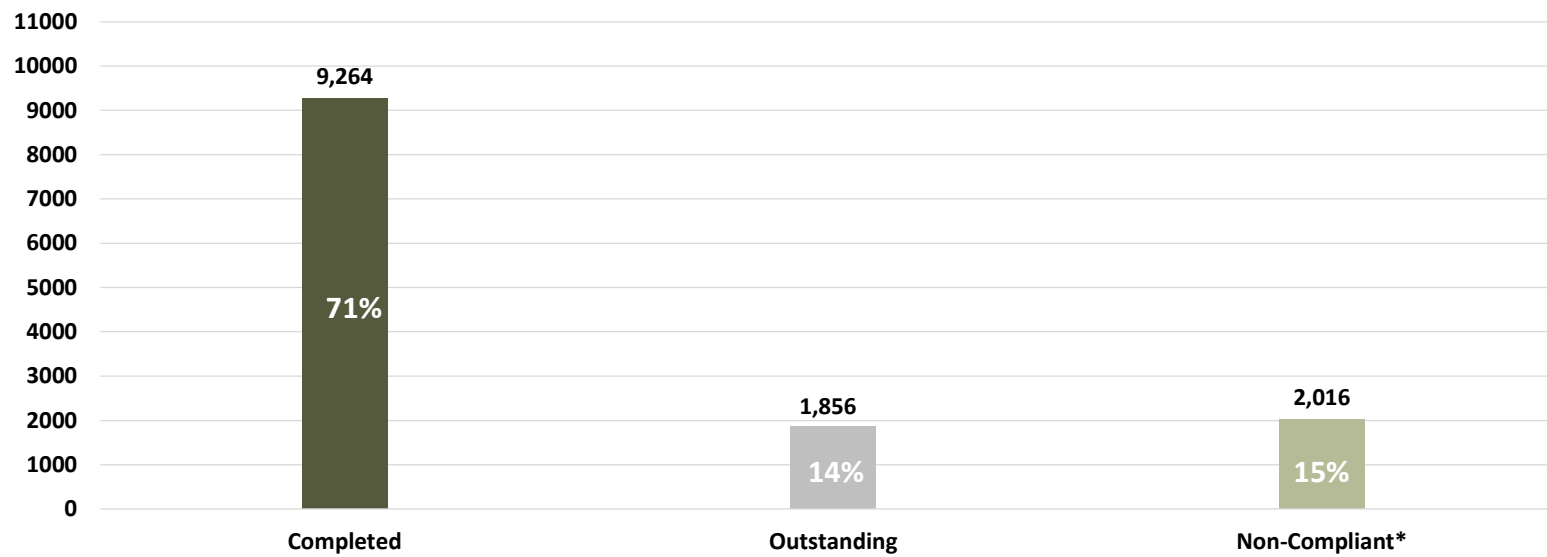


*Includes: addition of ineligible offense.

**Includes: any participant who fails to complete any program requirement or any person who is precluded from the program based on eligibility criteria.

COMMUNITY SERVICE HOURS (ALL AGENCIES)

Completed	9,264
Outstanding	1,856
Non-Compliant*	2,016
Total	13,136



*84 Participants failed to complete their 24, 32, or 48 hours of community service (1st, 2nd, or 3rd diversion).

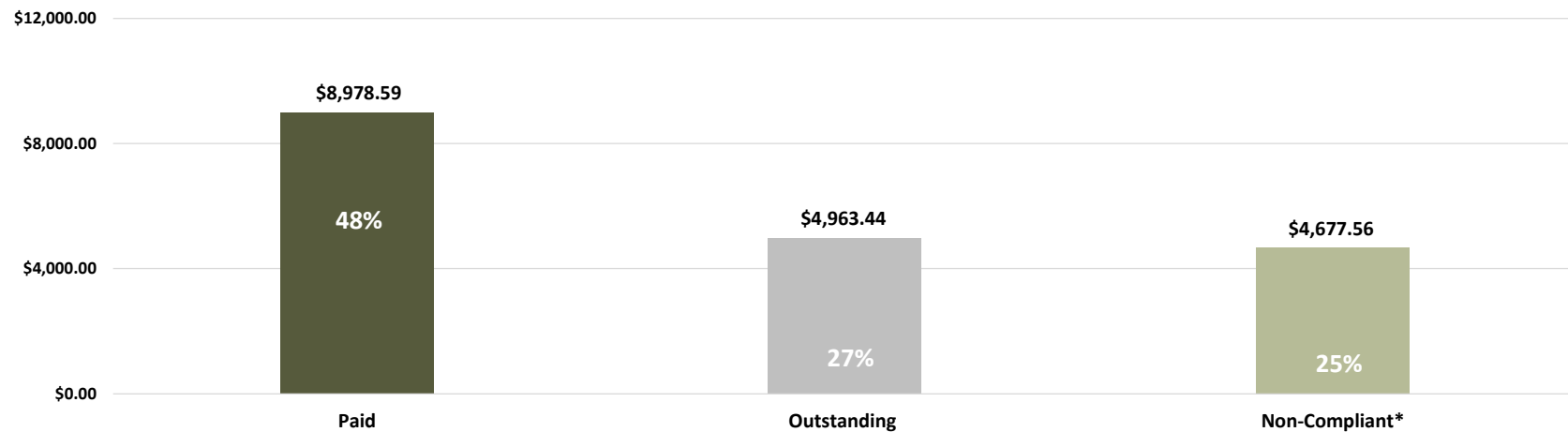
RESTITUTION (ALL AGENCIES)

Offense	Qty	Paid	Total
Criminal Mischief	11	\$3,410.00	38%
Petit Theft	52	\$1,137.17	13%
Retail Theft	221	\$4,431.42	49%
Total	284	\$8,978.59	100%

Offense	Qty	Outstanding	Total
Criminal Mischief	0	\$0.00	0%
Petit Theft	16	\$1,661.55	33%
Retail Theft	49	\$3,301.89	67%
Total	65	\$4,963.44	100%

Offense	Qty	Non-Compliant	Total
Criminal Mischief	5	\$2,156.64	46%
Petit Theft	19	\$840.12	18%
Retail Theft	46	\$1,680.80	36%
Total	70	\$4,677.56	100%

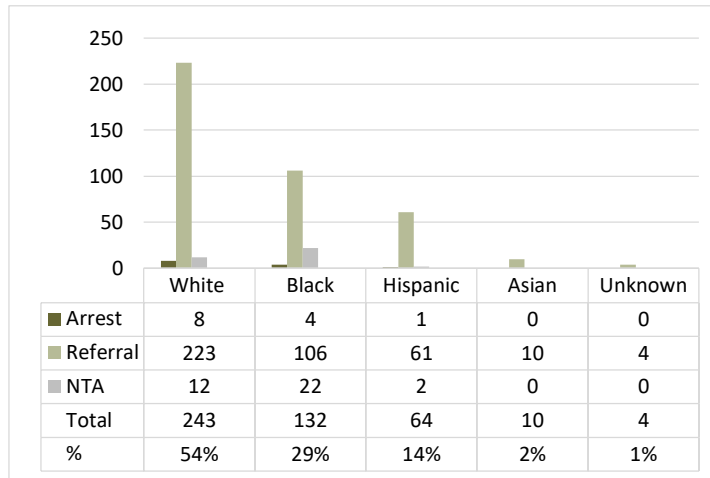
TOTAL - \$18,619.59



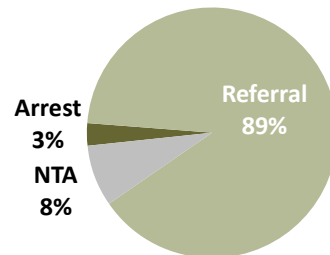
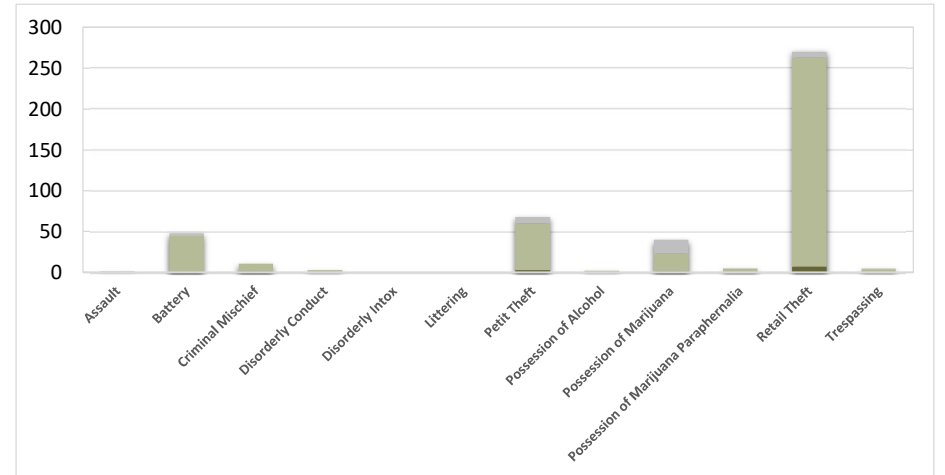
* 70 participants failed to complete restitution and are now permanently ineligible.
 \$999 was the largest single amount not paid by a non-compliant participant, for a charge of Criminal Mischief.

SUCCESSFUL PROGRAM COMPLETIONS (ALL AGENCIES)

	Assault	Battery	Criminal Mischief	Disorderly Conduct	Disorderly Intox	Littering	Petit Theft	Possession of Alcohol	Possession of Marijuana	Possession of Marijuana Paraphernalia	Retail Theft	Trespassing	Total	
Arrest	1	0	1	0	0	0	3	0	1	0	7	0	13	3%
Referral	0	45	10	3	0	0	57	2	22	5	256	4	404	89%
NTA	0	3	0	0	0	0	8	0	17	0	7	1	36	8%
Total	1	48	11	3	0	0	68	2	40	5	270	5	453	100%
	0.2%	11%	2%	0.7%	0%	0%	15%	0.4%	9%	1%	60%	1%		

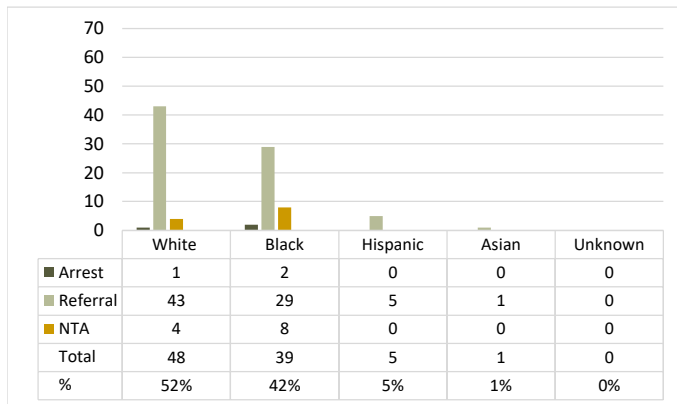


Total - 453

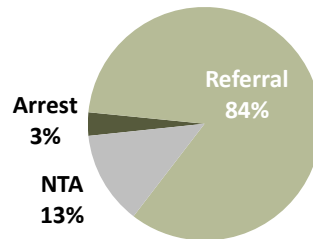
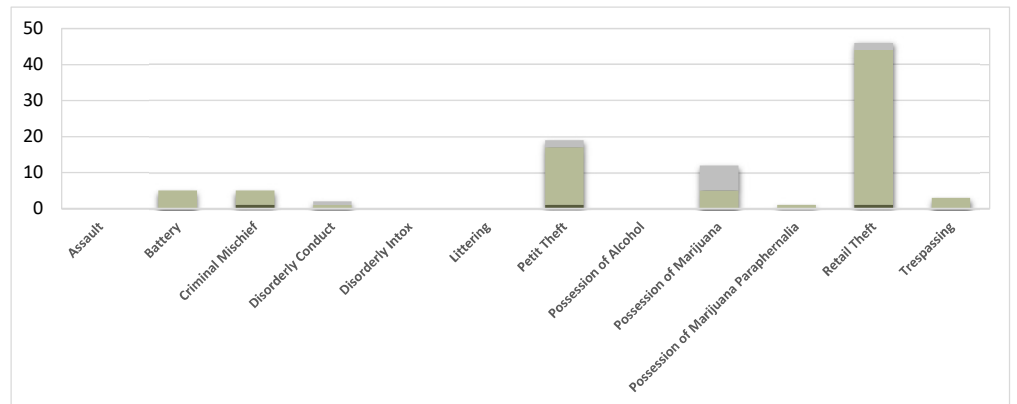


UNSUCCESSFUL PROGRAM COMPLETIONS DUE TO NON-COMPLIANCE (ALL AGENCIES)

	Assault	Battery	Criminal Mischief	Disorderly Conduct	Disorderly Intox	Littering	Petit Theft	Possession of Alcohol	Possession of Marijuana	Possession of Marijuana Paraphernalia	Retail Theft	Trespassing	Total	
Arrest	0	0	1	0	0	0	1	0	0	0	1	0	3	3%
Referral	0	5	4	1	0	0	16	0	5	1	43	3	78	84%
NTA	0	0	0	1	0	0	2	0	7	0	2	0	12	13%
Total	0	5	5	2	0	0	19	0	12	1	46	3	93	100%
	0%	5%	5%	2%	0%	0%	20%	0%	13%	1%	49%	3%		



Total - 93



ADULT PRE-ARREST DIVERSION PROGRAM 3 YEAR SNAPSHOT & GRAND TOTAL																
		-2022-			-2023-			-2024-			-3 YR TOTAL-			2016 - 2024 TOTAL		
	TOTAL SCREENED	2,176			2,330			2,282			6,788			19,322		
	TOTAL ACCEPTED	616 (28%)			618 (27%)			546 (24%)			1,780 (26%)			6,777 (35%)		
	TOTAL REJECTED	1,560 (72%)			1,712 (73%)			1,736 (76%)			5,008 (74%)			12,545 (65%)		
	Accepted - Successful Completion	471			442			453			1,366			4,835		
	Accepted - Unsuccessful Completion	145			125			93			363			1,932		
Agency Activity "Top 5" (pg.2)																
	PCSO	29%			27%			28%			28%			30%		
	ST. PETERSBURG	31%			40%			36%			36%			34%		
	CLEARWATER	15%			13%			12%			13%			15%		
	PINELLAS PARK	6%			4%			6%			5%			6%		
	LARGO	14%			12%			12%			13%			9%		
Participant Home Address "Top 5" (pg.3)		City	Unincorporated		City	Unincorporated		City	Unincorporated		City	Unincorporated		City	Unincorporated	
	ST. PETERSBURG	114	34		131	21		156	22		401	77		1,669	328	
	CLEARWATER	107	17		98	20		67	17		272	54		902	271	
	LARGO	77	19		70	21		55	17		202	57		518	192	
	PINELLAS PARK	31	2		23	3		32	2		86	7		331	33	
	SEMINOLE	10	23		10	9		6	14		26	46		105	145	
Race Screened Candidates (pg.4/pg.14)		Ineligible	Accepted	Successful	Ineligible	Accepted	Successful	Ineligible	Accepted	Successful	Ineligible	Accepted	Successful	Ineligible	Accepted	Successful
	BLACK	377	140	95	439	165	92	435	171	132	1,251	476	319	3,089	1,688	1,053
	WHITE	1,068	370	290	1,155	321	251	1,154	291	243	3,377	982	784	8,600	4,014	3,006
Gender Screened Candidates (pg.5)		Ineligible	Accepted		Ineligible	Accepted		Ineligible	Accepted		Ineligible	Accepted		Ineligible	Accepted	
	FEMALE	390	309		407	302		410	308		1,207	919		2,985	3,494	
	MALE	1,170	307		1,305	316		1,326	238		3,801	861		9,560	3,726	
Eligible Offenses "Top 5" (pg.6)		Ineligible	Accepted		Ineligible	Accepted		Ineligible	Accepted		Ineligible	Accepted		Ineligible	Accepted	
	POSSESSION OF MARIJUANA	162	75		197	88		151	52		510	215		1,739	1,804	
	RETAIL THEFT	87	301		73	299		106	316		266	916		1,118	2,929	
	TRESPASSING	896	20		1,013	12		976	8		2,885	40		5,812	147	
	PETIT THEFT	170	97		163	118		194	87		527	302		1,102	755	
	DISORDERLY INTOX.	61	3		71	1		72	0		204	4		874	54	
LEO Activity (pg.7,8,9,10)		Ineligible	Accepted		Ineligible	Accepted		Ineligible	Accepted		Ineligible	Accepted		Ineligible	Accepted	
	REFERRAL	58	509		38	501		98	482		194	1,492		838	5,934	
	ARREST	652	41		613	35		824	16		2,089	92		5,703	260	
	NTA	850	66		1,061	82		814	48		2,725	196		6,004	583	
Reason for Ineligibility "Top 3" (pg.11)																
	MISD. CONVICTION WITHIN 2 YEARS	467			737			630			1,834			4,009		
	FELONY CONVICTION WITHIN 5 YEARS	436			427			439			1,302			3,059		
	TRANSIENT	281			62			147			490			1,863		
Community Service Hrs Total (pg.12)		14,880 Hours			14,700 Hours			13,136 Hours			42,716 Hours			161,437 Hours		
Restitution Ordered (pg.13)		\$19,648.76			\$21,501.91			\$18,619.59			\$59,770.26			\$159,288.36		