

Step 1: Select the *Register Today* button for new users.

English

PINELLAS COUNTY SHERIFF'S OFFICE
INMATE VISITATION SCHEDULING

LOG ON CONTACT FAQ

Post Id: 1

Schedule Visits From Your Android Phone Or Tablet

ANDROID APP ON **Google Play**

If you have an Android device, you can now use GTL VisMobile to register online, schedule visits, and manage your visitor group. [Download here](#), or search "GTL VisMobile" in [Google Play](#).

Post Id: 2

All Visitors must add any additional visitors that will attend the visit, including all minors.

Post Id: 5

Visitors must check in within the **FIRST 20 MINUTES** of the visit.

Returning Users

Visitor ID or Email

Password

[Forgot your password?](#)

New Users

REGISTER TODAY

[Haven't gotten your registration email?](#)

[Professional Visitor?](#)

Step 2: Enter your e-mail address in the **Email* and **Confirm Email* sections and select **NEXT**.

PINELLAS COUNTY SHERIFF'S OFFICE INMATE VISITATION SCHEDULING

English ▾

[LOG ON](#) | [CONTACT](#) | [FAQ](#)

i Please enter a valid email address. This address must be valid as it will be used to log on, send the initial password for your account and send visitation notifications.

* Email

* Confirm Email

[Back](#) | [Next](#)

REGISTRATION STEPS

- Log On Information**
- Personal Information
- Personal Identification
- Confirmation

[Security Policy](#) | [Privacy Policy](#) | [Professional Visitor?](#) | [Contact](#)
Renovo Software, Inc © 2003-2020

Powered By
 RENOVO
SOFTWARE

Step 3: Complete all sections marked and select **NEXT**. (All sections marked with * are required)

PINELLAS COUNTY SHERIFF'S OFFICE

INMATE VISITATION SCHEDULING

English

[LOG ON](#) | [CONTACT](#) | [FAQ](#)

Please fill in the following fields. Items marked with * are required to be filled in.

* First Name	<input type="text"/>
Middle Name	<input type="text"/>
* Last Name	<input type="text"/>
* Birthday	<input type="text"/> <input type="text"/> <input type="text"/>
* Address 1	<input type="text"/>
Address 2	<input type="text"/>
* City	<input type="text"/>
* State / Province	<input type="text"/>
* ZIP / Postal Code	<input type="text"/>
* Phone Number	<input type="text"/> - <input type="text"/> - <input type="text"/>

REGISTRATION STEPS

- Log On Information
- Personal Information**
- Personal Identification
- Confirmation

[Back](#) | [Next](#)

[Security Policy](#) | [Privacy Policy](#) | [Professional Visitor?](#) | [Contact](#)
Renovo Software, Inc © 2003-2020

Powered By
 RENOVO
SOFTWARE

Step 4: Enter the identification type and all sections mark with * and select **NEXT**

PINELLAS COUNTY SHERIFF'S OFFICE INMATE VISITATION SCHEDULING

English ▼

[LOG ON](#) | [CONTACT](#) | [FAQ](#)

i Please choose one of the following types of identification. Make sure to fill in the information accurately. Please bring this identification to the visit as it will be required for entrance into the facility.

Identification Type	<input type="text" value="Drivers License"/>
* Identification Number	<input type="text"/>
* Identification State / Country	<input type="text"/>
* Gender	<input type="text" value="Select Gender..."/>
* Race	<input type="text" value="Select Race..."/>

[Back](#) | [Next](#)

[Security Policy](#) | [Privacy Policy](#) | [Professional Visitor?](#) | [Contact](#)
Renovo Software, Inc © 2003-2020

Powered By
 RENOVO
SOFTWARE

Step 5: Select **SKIP** (the inmates you will request to visit with will be added at a later date)

PINELLAS COUNTY SHERIFF'S OFFICE

INMATE VISITATION SCHEDULING

English

[LOG ON](#) | [CONTACT](#) | [FAQ](#)

i 1. If you already know the ID of the inmate you wish to visit, please enter it and click Add Inmate.
2. If you are unsure of the inmate's ID, you can search by using his or her first and last name. Note: You are required to enter at least the first two letters of the first name and the first two letters or the last name to do the search.

Search for Inmate

Inmate Id Minimum 4 characters

or

First Name Minimum 2 characters


Last Name Minimum 2 characters

[Back](#) | [Search](#) | **[Skip](#)**

[Security Policy](#) | [Privacy Policy](#) | [Professional Visitor?](#) | [Contact](#)
Renovo Software, Inc © 2003-2020

Powered By
 RENOVO
SOFTWARE

Step 6: Verify all *Personal/Contact Information*, enter the security code seen in the *Security Check* section, check the box agreeing that the information is accurate and select **FINISH**.


 **PINELLAS COUNTY SHERIFF'S OFFICE**
INMATE VISITATION SCHEDULING

English ▾

LOG ON CONTACT **FAQ**

Personal Information
[Redacted]

Personal Identification
Other
K000-00-00-000
FLORIDA

Security Check

Security Code

Verify that the above information is correct and that I agree to the [Facility Visitation Policies](#).

CONTACT INFORMATION
[Redacted]
US United States
[Redacted]


REGISTRATION STEPS

- Log On Information
- Personal Information
- Personal Identification
- Confirmation**

Security Policy | Privacy Policy | Professional Visitor? | Contact
Renovo Software, Inc © 2003-2020

Powered By **RENOVO** SOFTWARE

Step 7: Ensure you either print this page or write down your new **Visitor ID**.



PINELLAS COUNTY SHERIFF'S OFFICE INMATE VISITATION SCHEDULING

English ▾

LOG ON CONTACT FAQ


Congratulations! Your new visitor account has been created. Your **Visitor ID is** [REDACTED] You will soon receive an email with your temporary password. **Please check your inbox and bulk/junk email folder.** Upon logging in for the first time you will be forced to change your password.

Please write down your Visitor ID or click "Print Summary" to print this page. **Your Visitor ID is important.** It is required when linking your profile with other registered visitor's profile for scheduling purposes. In addition, if you forget the email address used during registration the Visitor ID can be used to log in to this site.


[Are you a professional visitor?](#)

[Return to Log On](#)

REGISTRATION STEPS

 [Print Summary](#)

[Security Policy](#) | [Privacy Policy](#) | [Professional Visitor?](#) | [Contact](#)
Renovo Software, Inc © 2003-2020

Powered By
 **RENOVO**
SOFTWARE

Step 8: You will receive an e-mail verifying that your Visitation account has been created. Prior to being able to utilize this program as a Professional Visitor, the Pinellas County Sheriff's Office (PCSO) must verify you are in fact a professional visitor. To do this you MUST e-mail the PCSO at professionalvisitor@pcsonet.com. The e-mail must contain your name, your Visitor ID (from Step 7) and what type of professional visitor you are. Once we receive your e-mail, we will then change your status to Professional Visitor in the Renovo/Video Visitation system.

